

RETIREE HEALTHCARE TRUST MEETING

APRIL 9, 2024



2024 OPEB CALENDAR

January-2024						
SUN	MON	TUES	WED	THUR	FRI	SAT
	1	2	3	4	5	6
7	8	9	10	11	12	13
14	15	16	17	18	19	20
21	22	23	24	25	26	27
28	29	30	31			

March-2024						
SUN	MON	TUES	WED	THUR	FRI	SAT
					1	2
3	4	5	6	7	8	9
10	11	12	13	14	15	16
17	18	19	20	21	22	23
24	25	26	27	28	29	30
31						

May-2024						
SUN	MON	TUES	WED	THUR	FRI	SAT
			1	2	3	4
5	6	7	8	9	10	11
12	13	14	15	16	17	18
19	20	21	22	23	24	25
26	27	28	29	30	31	

July-2024						
SUN	MON	TUES	WED	THUR	FRI	SAT
	1	2	3	4	5	6
7	8	9	10	11	12	13
14	15	16	17	18	19	20
21	22	23	24	25	26	27
28	29	30	31			

September-2024						
SUN	MON	TUES	WED	THUR	FRI	SAT
1	2	3	4	5	6	7
8	9	10	11	12	13	14
15	16	17	18	19	20	21
22	23	24	25	26	27	28
29	30					

November-2024						
SUN	MON	TUES	WED	THUR	FRI	SAT
					1	2
3	4	5	6	7	8	9
10	11	12	13	14	15	16
17	18	19	20	21	22	23
24	25	26	27	28	29	30

February-2024						
SUN	MON	TUES	WED	THUR	FRI	SAT
				1	2	3
4	5	6	7	8	9	10
11	12	13	14	15	16	17
18	19	20	21	22	23	24
25	26	27	28	29		

April-2024						
SUN	MON	TUES	WED	THUR	FRI	SAT
	1	2	3	4	5	6
7	8	9	10	11	12	13
14	15	16	17	18	19	20
21	22	23	24	25	26	27
28	29	30				

June-2024						
SUN	MON	TUES	WED	THUR	FRI	SAT
						1
2	3	4	5	6	7	8
9	10	11	12	13	14	15
16	17	18	19	20	21	22
23	24	25	26	27	28	29
30						

August-2024						
SUN	MON	TUES	WED	THUR	FRI	SAT
				1	2	3
4	5	6	7	8	9	10
11	12	13	14	15	16	17
18	19	20	21	22	23	24
25	26	27	28	29	30	31

October-2024						
SUN	MON	TUES	WED	THUR	FRI	SAT
		1	2	3	4	5
6	7	8	9	10	11	12
13	14	15	16	17	18	19
20	21	22	23	24	25	26
27	28	29	30	31		

December-2024						
SUN	MON	TUES	WED	THUR	FRI	SAT
1	2	3	4	5	6	7
8	9	10	11	12	13	14
15	16	17	18	19	20	21
22	23	24	25	26	27	28
29	30	31				

 Holidays

 Meetings

 Conferences

Retiree Healthcare Trust Meeting Agenda

Florida Keys Mosquito Control District
Marathon Office
503 107TH Street, Marathon, FL

April 9, 2024 1:00 pm

1.) Call to Order

2.) Invocation and Salute to the Flag

3.) Roll Call

4.) Community Input:

Community Input shall be heard prior to each specified agenda item.

The Board adheres to, and conducts each meeting in accordance with, Robert's Rules of Order. Presentations to the Board are limited to three (3) minutes for each individual speaker and five (5) minutes for the representative of a designated group. Transfer of time between individuals and/or groups is not permitted. Letters submitted to any Commissioner, the Executive Director, Executive Assistant, or any other District employee during a Board meeting will be placed into the record but will not additionally be read into the record at the meeting.

The Board welcomes public input but also must maintain order. Thus, community input is not a time for open dialogue between the Board and the speaker. Speakers should direct their comments to the Board and not to District staff or other audience members. Speakers should not expect Commissioners or staff to answer or respond to questions during community input. If appropriate, the Board may request the issue be added as a discussion item at a future District Board meeting. Furthermore, all speakers agree to abide by FKMCD's Code of Conduct Policy and Procedures Governing Meetings, Hearings, and Community Input, as adopted through Resolution 2021-02. Any person who wishes to make public comment during this meeting may be heard by the Board, through the Board Chair, on any proposition before the Board by either (1) complete and provide the supplied community input card or inform the Clerk/Executive Assistant to the Board, specifying the agenda item; or (2) when remote means for input is allowed by the Board, calling 305-292-7190 or emailing the Clerk/Executive Assistant (currently ddarias@keysmosquito.org) no later than 11:00 am on April 9, 2024. If attending remotely, you must remain available by phone from the hours of 1:00 to 3:00pm.

5.) Approval of Agenda

6.) Approval of Minutes of the Retiree Healthcare Trust Meeting held on January 16, 2024.

7.) Items for Committee Review and Action:

a. Approval of Retiree Representative

8.) Items for Discussion:

a.) Investment Review (Cassidy)

9.) Items for Board Review:

a.) Future Bond Renewals (Cassidy)

10.) Good of the Order

11.) Meeting Adjourned

Item 6

Approval of Minutes

Retiree Healthcare Trust Meeting Minutes
Florida Keys Mosquito Control District
Marathon City Hall
9805 Overseas Hwy, Marathon, FL

January 16, 2024 1:00pm

The Board of Trustees of the Florida Keys Mosquito Control District Retiree Healthcare Trust Fund held a meeting on Tuesday, January 16, 2024 at the Marathon City Hall.

Present Were: Phillip Goodman, Brandon Pinder, Dr. Stanley Zuba, Bette Brown, and Jill Cranney

Guest Present Were: Andrea Leal, Roget Bryan, Bruce Holden, Michael Behrend, Tony Nunez, Chad Huff, Mikki Coss and Deanna Darias

Invited Guest: Brian Cassidy, Dale Ledebuhr

Swearing in of Commissioner Brown

Community Input: None

Approval of Agenda: A motion was made by Mr. Pinder, seconded by Dr. Zuba and passed unanimously to approve the agenda.

Approval of Minutes: A motion was made by Mr. Goodman, seconded by Dr. Zuba and passed unanimously to approve the minutes of the October 10, 2023 meeting.

Items for Committee Review and Action:

8a.) Approval of Employee Representative – Andrea Leal, Executive Director; announced one nominee, Mikki Coss. A motion to approve was made by Mr. Pinder, seconded by Dr. Zuba and passed unanimously to approve Mikki Coss as the employee representative for 2024.

8b.) Approval of Retiree Representative – The board was informed by Michal Behrend, the Director of Human Resources, that Dale Ledebuhr was the retiree representative who had submitted a letter of interest. Although Dale is retired, he is not an OPEB beneficiary. There are contradictory statements in the OPEB Charter on who is eligible to be the representative. It was agreed that the matter will be voted on at the OPEB meeting on April 9th, after the lawyer had reviewed the charter and informed us if Dale Ledebuhr could act as the retiree representative.

9a.) 2024 Election of OPEB Officers: Mr. Goodman nominated Mr. Pinder as the Chairman of the committee. A motion to approve was made by Mr. Goodman seconded by Dr. Zuba and passed unanimously to appoint Mr. Pinder as the Chairman for 2024.

Items for Board Discussion:

10a.) Investment Review – The Portfolio Cash Flow Report was examined by Brian Cassidy of Cassidy Financial, Inc., who also provided an analysis of the bonds that will mature in the next year and their present holdings. He said he will make his recommendations in July 2024, which is when the next set of bonds is due. For the recently elected Ms. Bette Brown, Mr. Goodman provided a quick overview of the OPEB committee's past and went over the handout Michael Behrend had created, which included a cost breakdown of the OPEB benefit costs over the previous few years.

Good of the Order: Ms. Cranney discussed having the next meeting which will be held in April.

There being no further business to come before the Committee, the meeting was adjourned.

Respectfully submitted,

Brandon Pinder, Chairman of the OPEB Board

Andrea Leal, Executive Director

DRAFT

For additional information, please refer to www.keysmosquito.org.

Item 7a

Approval
of
Retiree
Representative



FLORIDA KEYS MOSQUITO CONTROL DISTRICT

Board of Commissioners

Phil Goodman, Chairman
Stanley Zuba, Vice Chairman
Jill Cranney
Brandon Pinder
Bette Brown

Executive Director
Andrea Leal

18 Aquamarine Drive
Key West, FL 33040

Telephone: (305) 292-7190
FAX: (305) 292-7199

www.keysmosquito.org

January 9, 2024

Florida Keys Mosquito Control District
18 Aquamarine Drive Big Coppitt, Key West, FL 33040

Dear Florida Keys Mosquito Control District Board,

I am interested in volunteering for a position of this Retiree Healthcare Trust.

I understand the need for retirees to have an active representation for input into healthcare decisions made on their behalf by the Trust.

As retirees age, many of the financial plans made during their working years are eroded by unplanned technological innovations that increase the cost of healthcare as well as inflation. There is an importance to evaluating healthcare options and benefits to provide the retiree with consistent, reliable and attainable services.

I have held positions of management during my working career requiring decisions and implementation of employee benefits.

I served on “total quality management” teams and also filled a leadership roll in developing “standard operating procedures”.

I have experience in representing those individuals for whom my employer provided essential services on work force committees comprised of representatives from other companies, universities, as well as State and Federal government agency representatives to investigate, develop and codify “best management practices” for implementation by those whom I represented and served.

In my personal life I was a caregiver for an individual who was afflicted with a terminal condition that was rare and unplanned.

These are the reasons for submitting my name for the volunteer position on the Trust.

Thank you for your consideration,

Dale Ledebuhr
57560 Morton St.
Marathon, FL 33050
269-986-0598

Item 8a

Investment Review



Portfolio Cash Flow Report

A personalized investment proposal for:
Florida Keys Mosquito Control District

Prepared by: **Brian Cassidy**

April 1, 2024

QUICK SUMMARY

Totals	
Portfolio Value	\$2,417,846.91
Fixed Income Par value	\$2,338,000.00
Accrued Interest	\$19,607.56
Estimated Annual Income: ¹	\$90,887.25

Fixed Income Weighted Averages	
Coupon	3.929%
Average Maturity	3.176
Yield to Maturity	3.502%
Yield to Worst	3.474%

Notes

100k maturing in next 90 days
6 positions will mature by year end

¹ Annual income reflects interest payments based on Coupon and Pay Frequency only and does not take into consideration long or short first coupons or maturity. Please note that the value listed above may not be representative of actual income in any given year.

This report was prepared by Advisors Asset Management and is believed accurate but, not guaranteed as such. Prices, quantities, yields and availability are subject to change in term without notice. Prices do not include accrued interest. Cash flows on Asset Backed and Mortgage Backed Securities are believed to be accurate but are derived from outside sources. Proposed portfolio changes do not guarantee enhanced portfolio performance. We are not responsible for any inaccuracies. Ratings on bonds can and will change over time. We may not know or notify you on such changes. Cash flows may be intermittent on certain securities. If sold prior to maturity, principal and yield may vary. We do not pass on the suitability on any bond position. Prices, yields and availability are subject to market movement and/or prior sale. The firm may make a market or own certain securities herein in their own account. Investing in the bond market is subject to risks, including market, interest rate, issuer credit, inflation risk, and liquidity risk. The value of most bonds and bond strategies is impacted by changes in interest rates. Bonds and bond strategies with longer durations tend to be more sensitive and volatile than those with shorter durations; bond prices generally fall as interest rates rise, and the current low interest rate environment increases this risk. Current reductions in bond counterparty capacity may contribute to decreased market liquidity and increased price volatility. Bond investments may be worth more or less than the original cost when redeemed.

DISTRIBUTION ANALYSIS

SECURITY TYPE BREAKDOWN

	% of Report	Principal
Corporate	100.00%	\$2,398,239.35



FIXED INCOME CREDIT QUALITY

Rating	% of Report	Principal
Baa/BBB	82.61%	\$1,981,207.45
Ba/BB	13.31%	\$319,264.40
A/A	4.08%	\$97,767.50



FIXED INCOME MATURITY RANGE

	% of Report	Principal
0-2 yrs	41.28%	\$990,019.20
2-4 yrs	22.76%	\$545,912.25
4-6 yrs	20.99%	\$503,380.90
6-8 yrs	14.97%	\$358,927.00



This report was prepared by Advisors Asset Management and is believed accurate but, not guaranteed as such. Prices, quantities, yields and availability are subject to change in term without notice. Prices do not include accrued interest. Cash flows on Asset Backed and Mortgage Backed Securities are believed to be accurate but are derived from outside sources. Proposed portfolio changes do not guarantee enhanced portfolio performance. We are not responsible for any inaccuracies. Ratings on bonds can and will change over time. We may not know or notify you on such changes. Cash flows may be intermittent on certain securities. If sold prior to maturity, principal and yield may vary. We do not pass on the suitability on any bond position. Prices, yields and availability are subject to market movement and/or prior sale. The firm may make a market or own certain securities herein in their own account. Investing in the bond market is subject to risks, including market, interest rate, issuer credit, inflation risk, and liquidity risk. The value of most bonds and bond strategies is impacted by changes in interest rates. Bonds and bond strategies with longer durations tend to be more sensitive and volatile than those with shorter durations; bond prices generally fall as interest rates rise, and the current low interest rate environment increases this risk. Current reductions in bond counterparty capacity may contribute to decreased market liquidity and increased price volatility. Bond investments may be worth more or less than the original cost when redeemed.












DISTRIBUTION ANALYSIS

STATE BREAKDOWN

	% of Report	Principal
N/A	 100.00%	\$2,398,239.35



SECTOR BREAKDOWN

	% of Report	Principal
Financials	 30.65%	\$735,108.45
Consumer Discretionary	 13.38%	\$320,822.40
Information Technology	 12.38%	\$296,829.00
N/A	 11.28%	\$270,600.45
Industrials	 8.35%	\$200,344.25
Health Care	 7.51%	\$180,108.30
Real Estate	 4.41%	\$105,727.00
Communication Services	 4.16%	\$99,866.00
Energy	 3.71%	\$88,888.50
Materials	 2.09%	\$50,120.00
Consumer Staples	 2.08%	\$49,825.00



This report was prepared by Advisors Asset Management and is believed accurate but, not guaranteed as such. Prices, quantities, yields and availability are subject to change in term without notice. Prices do not include accrued interest. Cash flows on Asset Backed and Mortgage Backed Securities are believed to be accurate but are derived from outside sources. Proposed portfolio changes do not guarantee enhanced portfolio performance. We are not responsible for any inaccuracies. Ratings on bonds can and will change over time. We may not know or notify you on such changes. Cash flows may be intermittent on certain securities. If sold prior to maturity, principal and yield may vary. We do not pass on the suitability on any bond position. Prices, yields and availability are subject to market movement and/or prior sale. The firm may make a market or own certain securities herein in their own account. Investing in the bond market is subject to risks, including market, interest rate, issuer credit, inflation risk, and liquidity risk. The value of most bonds and bond strategies is impacted by changes in interest rates. Bonds and bond strategies with longer durations tend to be more sensitive and volatile than those with shorter durations; bond prices generally fall as interest rates rise, and the current low interest rate environment increases this risk. Current reductions in bond counterparty capacity may contribute to decreased market liquidity and increased price volatility. Bond investments may be worth more or less than the original cost when redeemed.

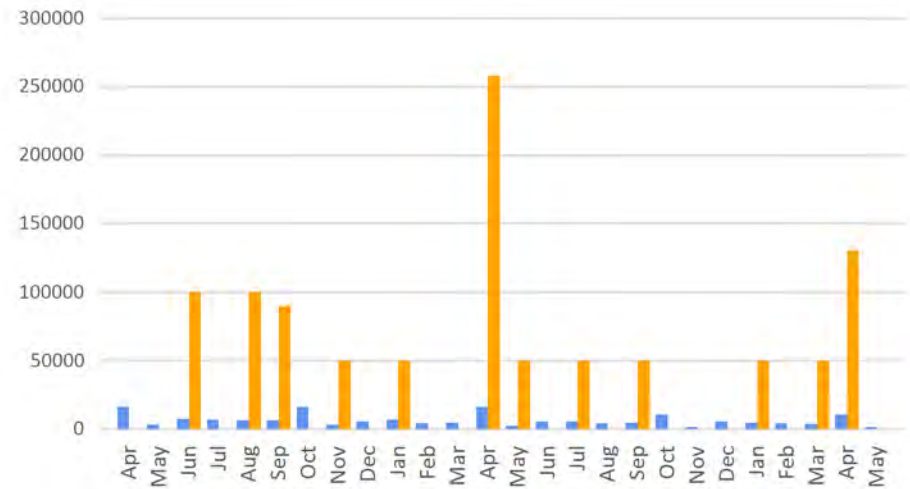
FIXED INCOME MONTHLY CASH FLOW - NEXT 2 YEARS

Year 1 (4/24 - 4/25)

Month	Interest	Principal
APR	\$16,031	\$0
MAY	\$3,025	\$0
JUN	\$7,335	\$100,000
JUL	\$6,833	\$0
AUG	\$6,283	\$100,000
SEP	\$6,188	\$90,000
OCT	\$16,156	\$0
NOV	\$3,025	\$50,000
DEC	\$5,444	\$0
JAN	\$6,833	\$50,000
FEB	\$4,258	\$0
MAR	\$4,631	\$0
APR	\$16,156	\$258,000
Total	\$102,197	\$648,000

Year 2 (5/25 - 5/26)

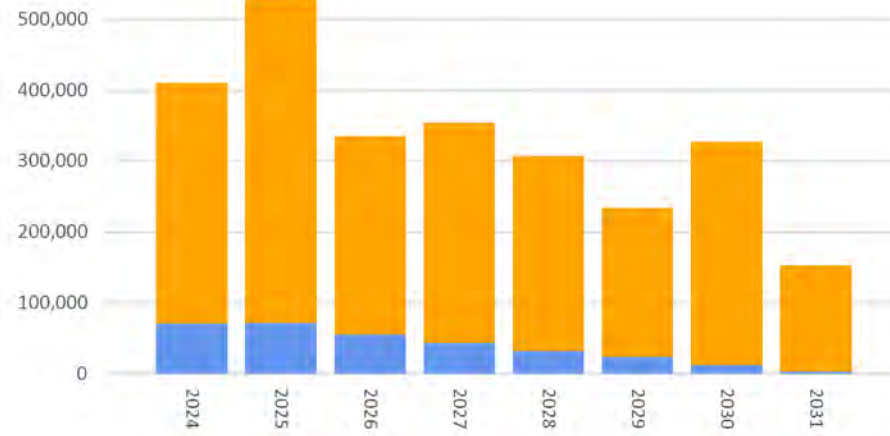
Month	Interest	Principal
MAY	\$2,075	\$50,000
JUN	\$5,444	\$0
JUL	\$5,708	\$50,000
AUG	\$4,258	\$0
SEP	\$4,631	\$50,000
OCT	\$10,501	\$0
NOV	\$1,150	\$0
DEC	\$5,444	\$0
JAN	\$4,770	\$50,000
FEB	\$4,258	\$0
MAR	\$3,744	\$50,000
APR	\$10,501	\$130,000
MAY	\$1,150	\$0
Total	\$63,634	\$380,000



This report was prepared by Advisors Asset Management and is believed accurate but, not guaranteed as such. Prices, quantities, yields and availability are subject to change in term without notice. Prices do not include accrued interest. Cash flows on Asset Backed and Mortgage Backed Securities are believed to be accurate but are derived from outside sources. Proposed portfolio changes do not guarantee enhanced portfolio performance. We are not responsible for any inaccuracies. Ratings on bonds can and will change over time. We may not know or notify you on such changes. Cash flows may be intermittent on certain securities. If sold prior to maturity, principal and yield may vary. We do not pass on the suitability on any bond position. Prices, yields and availability are subject to market movement and/or prior sale. The firm may make a market or own certain securities herein in their own account. Investing in the bond market is subject to risks, including market, interest rate, issuer credit, inflation risk, and liquidity risk. The value of most bonds and bond strategies is impacted by changes in interest rates. Bonds and bond strategies with longer durations tend to be more sensitive and volatile than those with shorter durations; bond prices generally fall as interest rates rise, and the current low interest rate environment increases this risk. Current reductions in bond counterparty capacity may contribute to decreased market liquidity and increased price volatility. Bond investments may be worth more or less than the original cost when redeemed.

ANNUAL CASH FLOW TO MATURITY DATE

Year	Interest	Principal
2024	\$70,319	\$340,000
2025	\$71,088	\$458,000
2026	\$54,674	\$280,000
2027	\$43,790	\$310,000
2028	\$31,628	\$275,000
2029	\$23,740	\$210,000
2030	\$11,788	\$315,000
2031	\$2,319	\$150,000
Total	\$309,346	\$2,338,000



This report was prepared by Advisors Asset Management and is believed accurate but, not guaranteed as such. Prices, quantities, yields and availability are subject to change in term without notice. Prices do not include accrued interest. Cash flows on Asset Backed and Mortgage Backed Securities are believed to be accurate but are derived from outside sources. Proposed portfolio changes do not guarantee enhanced portfolio performance. We are not responsible for any inaccuracies. Ratings on bonds can and will change over time. We may not know or notify you on such changes. Cash flows may be intermittent on certain securities. If sold prior to maturity, principal and yield may vary. We do not pass on the suitability on any bond position. Prices, yields and availability are subject to market movement and/or prior sale. The firm may make a market or own certain securities herein in their own account. Investing in the bond market is subject to risks, including market, interest rate, issuer credit, inflation risk, and liquidity risk. The value of most bonds and bond strategies is impacted by changes in interest rates. Bonds and bond strategies with longer durations tend to be more sensitive and volatile than those with shorter durations; bond prices generally fall as interest rates rise, and the current low interest rate environment increases this risk. Current reductions in bond counterparty capacity may contribute to decreased market liquidity and increased price volatility. Bond investments may be worth more or less than the original cost when redeemed.

MONTHLY COUPON PAYMENTS PER ISSUE (04/01/2024 - 04/01/2025)

Issue	Quantity	Rating	Coupon	Maturity	APR	MAY	JUN	JUL	AUG	SEP	OCT	NOV	DEC	JAN	FEB	MAR	APR
BECTON DICKINSON & CO	50	Baa2/BBB	3.363	06/06/2024			\$841										
ARES CAPITAL CORP	50	Baa3/BBB-	4.200	06/10/2024 C			\$1,050										
BLACKROCK TCP CAPITAL CORP	50	Baa3/NR	3.900	08/23/2024					\$975								
BANK AMERICA CORP	50	A3/BBB+	4.200	08/26/2024					\$1,050								
ARROW ELECTRS INC	40	Baa3/BBB-	3.250	09/08/2024 C						\$650							
MARATHON PETE CORP	50	Baa2/BBB	3.625	09/15/2024 C						\$906							
WALGREENS BOOTS ALLIANCE INC	50	Ba2/BBB-	3.800	11/18/2024 C		\$950						\$950					
OMEGA HEALTHCARE INVS INC	50	Baa3/BBB-	4.500	01/15/2025 C				\$1,125						\$1,125			
GENERAL MTRS FINL CO INC	65	Baa2/BBB	4.350	04/09/2025 C	\$1,414						\$1,414						
CIGNA CORP	50	Baa1/A-	3.250	04/15/2025 C	\$813						\$813						
HCA INC.	78	Baa3/BBB-	5.250	04/15/2025	\$2,048						\$2,048						
CAPITAL ONE FINL CORP	65	Baa1/BBB	4.250	04/30/2025 C	\$1,381						\$1,381						
WHIRLPOOL CORP	50	Baa2/BBB	3.700	05/01/2025		\$925						\$925					
BLUE OWL CAPITAL CORPORATION	50	Baa3/BBB-	3.750	07/22/2025 C				\$938						\$938			
WELLS FARGO & CO	50	A1/BBB+	3.550	09/29/2025						\$888						\$888	
PROSPECT CAP CORP	50	Baa3/BBB-	3.706	01/22/2026 C				\$927						\$927			
HYATT HOTELS CORP	50	Baa3/BBB-	4.850	03/15/2026 C						\$1,213						\$1,213	

This report was prepared by Advisors Asset Management and is believed accurate but, not guaranteed as such. Prices, quantities, yields and availability are subject to change in term without notice. Prices do not include accrued interest. Cash flows on Asset Backed and Mortgage Backed Securities are believed to be accurate but are derived from outside sources. Proposed portfolio changes do not guarantee enhanced portfolio performance. We are not responsible for any inaccuracies. Ratings on bonds can and will change over time. We may not know or notify you on such changes. Cash flows may be intermittent on certain securities. If sold prior to maturity, principal and yield may vary. We do not pass on the suitability on any bond position. Prices, yields and availability are subject to market movement and/or prior sale. The firm may make a market or own certain securities herein in their own account. Investing in the bond market is subject to risks, including market, interest rate, issuer credit, inflation risk, and liquidity risk. The value of most bonds and bond strategies is impacted by changes in interest rates. Bonds and bond strategies with longer durations tend to be more sensitive and volatile than those with shorter durations; bond prices generally fall as interest rates rise, and the current low interest rate environment increases this risk. Current reductions in bond counterparty capacity may contribute to decreased market liquidity and increased price volatility. Bond investments may be worth more or less than the original cost when redeemed.

Portfolio Bond Report

All values based on a trade date of 04/01/2024

Page 8 of 18

Issue	Quantity	Rating	Coupon	Maturity	APR	MAY	JUN	JUL	AUG	SEP	OCT	NOV	DEC	JAN	FEB	MAR	APR
GLOBAL PMTS INC	30	Baa3/BBB-	4.800	04/01/2026 C	\$720						\$720						
NEWELL BRANDS INC	50	Ba3/BB-	5.200	04/01/2026 C	\$1,300						\$1,425						
US BANCORP	50	A3/A-	3.100	04/27/2026 C	\$775						\$775						
VIACOM INC	50	Baa3/BB+	3.450	10/04/2026 C	\$863						\$863						
FS KKR CAP CORP	60	Baa3/--	2.625	01/15/2027 C				\$788						\$788			
JEFFERIES FINANCIAL GROUP INC	50	Baa2/BBB	4.850	01/15/2027				\$1,213						\$1,213			
T MOBILE USA INC	50	Baa2/BBB	3.750	04/15/2027 C	\$938						\$938						
ALBEMARLE CORP	50	Baa3/BBB	4.650	06/01/2027 C			\$1,163						\$1,163				
TANGER PTYS LTD PARTNERSHIP	50	Baa3/BBB-	3.875	07/15/2027 C				\$969						\$969			
AIR LEASE CORP	50	--/BBB	3.625	12/01/2027 C			\$906						\$906				
BROADCOM CORP/BROADCO M CAYMAN	50	Baa2/BBB	3.500	01/15/2028 C				\$875						\$875			
BOEING CO	75	Baa2/BBB-	3.250	03/01/2028 C						\$1,219						\$1,219	
MARRIOTT INTL INC NEW	50	Baa2/BBB	4.000	04/15/2028 C	\$1,000						\$1,000						
NETFLIX INC.	50	Baa2/BBB+	4.875	04/15/2028	\$1,219						\$1,219						
DXC TECHNOLOGY CO	50	Baa2/BBB-	2.375	09/15/2028 C						\$594						\$594	
MOTOROLA SOLUTIONS INC	50	Baa2/BBB	4.600	05/23/2029 C		\$1,150						\$1,150					
Enstar Group Ltd	50	NA/BBB+	4.950	06/01/2029 C			\$1,238							\$1,238			
LAS VEGAS SANDS CORP	60	Baa3/BB+	3.900	08/08/2029 C					\$1,170						\$1,170		
EPR PTYS	50	Baa3/BBB-	3.750	08/15/2029 C					\$938						\$938		
SOUTHWEST AIRLS CO	75	Baa1/BBB	2.625	02/10/2030 C					\$984						\$984		

This report was prepared by Advisors Asset Management and is believed accurate but, not guaranteed as such. Prices, quantities, yields and availability are subject to change in term without notice. Prices do not include accrued interest. Cash flows on Asset Backed and Mortgage Backed Securities are believed to be accurate but are derived from outside sources. Proposed portfolio changes do not guarantee enhanced portfolio performance. We are not responsible for any inaccuracies. Ratings on bonds can and will change over time. We may not know or notify you on such changes. Cash flows may be intermittent on certain securities. If sold prior to maturity, principal and yield may vary. We do not pass on the suitability on any bond position. Prices, yields and availability are subject to market movement and/or prior sale. The firm may make a market or own certain securities herein in their own account. Investing in the bond market is subject to risks, including market, interest rate, issuer credit, inflation risk, and liquidity risk. The value of most bonds and bond strategies is impacted by changes in interest rates. Bonds and bond strategies with longer durations tend to be more sensitive and volatile than those with shorter durations; bond prices generally fall as interest rates rise, and the current low interest rate environment increases this risk. Current reductions in bond counterparty capacity may contribute to decreased market liquidity and increased price volatility. Bond investments may be worth more or less than the original cost when redeemed.

Portfolio Bond Report

All values based on a trade date of 04/01/2024

Page 9 of 18

Issue	Quantity	Rating	Coupon	Maturity	APR	MAY	JUN	JUL	AUG	SEP	OCT	NOV	DEC	JAN	FEB	MAR	APR	
MICRON TECHNOLOGY INC	50	Baa3/BBB-	4.663	02/15/2030 C					\$1,166						\$1,166			
Athene Holding Ltd	50	Baa1/A-	6.150	04/03/2030 C	\$1,538						\$1,538							
LOWES COS INC	50	Baa1/BBB+	4.500	04/15/2030 C	\$1,125						\$1,125							
JPMORGAN CHASE & CO	50	A1/A-	2.150	06/23/2030 C			\$538						\$538					
HF SINCLAIR CORP	40	WR/BBB-	4.500	10/01/2030 C	\$900						\$900							
ORACLE CORP	50	Baa2/BBB	2.875	03/25/2031 C					\$719							\$719		
SKYWORKS SOLUTIONS INC	50	Ba1/BBB-	3.000	06/01/2031 C			\$750						\$750					
VORNADO RLTY LP	50	Ba1/BBB-	3.400	06/01/2031 C			\$850						\$850					
				Taxable	\$16,031	\$3,025	\$7,335	\$6,833	\$6,283	\$6,188	\$16,156	\$3,025	\$5,444	\$6,833	\$4,258	\$4,631		
				Tax Free														
				Totals	\$16,031	\$3,025	\$7,335	\$6,833	\$6,283	\$6,188	\$16,156	\$3,025	\$5,444	\$6,833	\$4,258	\$4,631		

This report was prepared by Advisors Asset Management and is believed accurate but, not guaranteed as such. Prices, quantities, yields and availability are subject to change in term without notice. Prices do not include accrued interest. Cash flows on Asset Backed and Mortgage Backed Securities are believed to be accurate but are derived from outside sources. Proposed portfolio changes do not guarantee enhanced portfolio performance. We are not responsible for any inaccuracies. Ratings on bonds can and will change over time. We may not know or notify you on such changes. Cash flows may be intermittent on certain securities. If sold prior to maturity, principal and yield may vary. We do not pass on the suitability on any bond position. Prices, yields and availability are subject to market movement and/or prior sale. The firm may make a market or own certain securities herein in their own account. Investing in the bond market is subject to risks, including market, interest rate, issuer credit, inflation risk, and liquidity risk. The value of most bonds and bond strategies is impacted by changes in interest rates. Bonds and bond strategies with longer durations tend to be more sensitive and volatile than those with shorter durations; bond prices generally fall as interest rates rise, and the current low interest rate environment increases this risk. Current reductions in bond counterparty capacity may contribute to decreased market liquidity and increased price volatility. Bond investments may be worth more or less than the original cost when redeemed.

FIXED INCOME PORTFOLIO LISTING

CORPORATE

Ratings CUSIP	Quantity	Issue Description/Notes	Coupon	Maturity	Price	YTW	YTM	Principal Accrued Interest
Baa2/BBB 075887BVO	50	BECTON DICKINSON & CO YTW Date: 04/06/2024 @ 100 Next Call: 04/06/24 @ 100.000 30-Day Call Notice After 04/06/24 Make Whole Calls ** Yields as of Trade Date: 07/19/2022 **	3.363	06/06/2024	100.545	3.033	3.060	\$50,272.50 \$210.19 \$50,482.69
Baa3/BBB- 04010LAX1	50	ARES CAPITAL CORP YTW Date: 05/10/2024 @ 100 Next Call: 05/10/24 @ 100.000 30-Day Call Notice After 05/10/24 Make Whole Calls ** Yields as of Trade Date: 11/19/2019 **	4.200	06/10/2024	105.430	2.896	2.917	\$52,715.00 \$939.17 \$53,654.17
Baa3/NR 09259EAA6	50	BLACKROCK TCP CAPITAL CORP Make Whole Calls ** Yields as of Trade Date: 10/20/2020 **	3.900	08/23/2024	103.058	3.048	3.048	\$51,529.00 \$319.59 \$51,848.59
A3/BBB+ 06051GFH7	50	BANK AMERICA CORP ** Yields as of Trade Date: 10/30/2018 **	4.200	08/26/2024	101.410	3.926	3.926	\$50,705.00 \$379.17 \$51,084.17
Baa3/BBB- 042735BG4	40	ARROW ELECTRS INC Next Call: 07/08/24 @ 100.000 15-Day Call Notice After 07/08/24 Make Whole Calls ** Yields as of Trade Date: 05/13/2019 **	3.250	09/08/2024	99.480	3.357	3.357	\$39,792.00 \$241.94 \$40,033.94
Baa2/BBB 56585AAG7	50	MARATHON PETE CORP Next Call: 06/15/24 @ 100.000 30-Day Call Notice After 06/15/24 Make Whole Calls ** Yields as of Trade Date: 05/24/2023 **	3.625	09/15/2024	99.073	4.361	4.361	\$49,536.50 \$357.47 \$49,893.97

This report was prepared by Advisors Asset Management and is believed accurate but, not guaranteed as such. Prices, quantities, yields and availability are subject to change in term without notice. Prices do not include accrued interest. Cash flows on Asset Backed and Mortgage Backed Securities are believed to be accurate but are derived from outside sources. Proposed portfolio changes do not guarantee enhanced portfolio performance. We are not responsible for any inaccuracies. Ratings on bonds can and will change over time. We may not know or notify you on such changes. Cash flows may be intermittent on certain securities. If sold prior to maturity, principal and yield may vary. We do not pass on the suitability on any bond position. Prices, yields and availability are subject to market movement and/or prior sale. The firm may make a market or own certain securities herein in their own account. Investing in the bond market is subject to risks, including market, interest rate, issuer credit, inflation risk, and liquidity risk. The value of most bonds and bond strategies is impacted by changes in interest rates. Bonds and bond strategies with longer durations tend to be more sensitive and volatile than those with shorter durations; bond prices generally fall as interest rates rise, and the current low interest rate environment increases this risk. Current reductions in bond counterparty capacity may contribute to decreased market liquidity and increased price volatility. Bond investments may be worth more or less than the original cost when redeemed.

Portfolio Bond Report

All values based on a trade date of 04/01/2024

Page 11 of 18

Ratings CUSIP	Quantity	Issue Description/Notes	Coupon	Maturity	Price	YTW	YTM	Principal Accrued Interest
Ba2/BBB- 931427AH1	50	WALGREENS BOOTS ALLIANCE INC Next Call: 08/18/24 @ 100.000 30-Day Call Notice After 08/18/24 Make Whole Calls ** Yields as of Trade Date: 12/03/2018 **	3.800	11/18/2024	99.650	3.866	3.866	\$49,825.00 \$89.72 \$49,914.72
Baa3/BBB- 681936BD1	50	OMEGA HEALTHCARE INVS INC YTW Date: 10/15/2024 @ 100 Next Call: 10/15/24 @ 100.000 30-Day Call Notice After 10/15/24 Make Whole Calls ** Yields as of Trade Date: 11/19/2019 **	4.500	01/15/2025	108.330	2.675	2.753	\$54,165.00 \$787.50 \$54,952.50
Baa2/BBB 37045XCK0	65	GENERAL MTRS FINL CO INC Next Call: 02/09/25 @ 100.000 30-Day Call Notice After 02/09/25 Make Whole Calls ** Yields as of Trade Date: 04/27/2023 **	4.350	04/09/2025	99.343	4.707	4.707	\$64,572.95 \$172.79 \$64,745.74
Baa3/BBB- 404119BQ1	78	HCA INC. ** Yields as of Trade Date: 01/18/2023 **	5.250	04/15/2025	101.735	4.423	4.423	\$79,353.30 \$1,080.63 \$80,433.93
Baa1/A- 125509BU2	50	CIGNA CORP YTW Date: 01/15/2025 @ 100 Next Call: 01/15/25 @ 100.000 15-Day Call Notice After 01/15/25 Make Whole Calls ** Yields as of Trade Date: 05/13/2019 **	3.250	04/15/2025	100.965	3.063	3.070	\$50,482.50 \$135.42 \$50,617.92
Baa1/BBB 14040HBZ7	65	CAPITAL ONE FINL CORP Next Call: 03/30/25 @ 100.000 10-Day Call Notice After 03/30/25 ** Yields as of Trade Date: 04/27/2023 **	4.250	04/30/2025	98.721	4.930	4.930	\$64,168.65 \$7.68 \$64,176.33

This report was prepared by Advisors Asset Management and is believed accurate but, not guaranteed as such. Prices, quantities, yields and availability are subject to change in term without notice. Prices do not include accrued interest. Cash flows on Asset Backed and Mortgage Backed Securities are believed to be accurate but are derived from outside sources. Proposed portfolio changes do not guarantee enhanced portfolio performance. We are not responsible for any inaccuracies. Ratings on bonds can and will change over time. We may not know or notify you on such changes. Cash flows may be intermittent on certain securities. If sold prior to maturity, principal and yield may vary. We do not pass on the suitability on any bond position. Prices, yields and availability are subject to market movement and/or prior sale. The firm may make a market or own certain securities herein in their own account. Investing in the bond market is subject to risks, including market, interest rate, issuer credit, inflation risk, and liquidity risk. The value of most bonds and bond strategies is impacted by changes in interest rates. Bonds and bond strategies with longer durations tend to be more sensitive and volatile than those with shorter durations; bond prices generally fall as interest rates rise, and the current low interest rate environment increases this risk. Current reductions in bond counterparty capacity may contribute to decreased market liquidity and increased price volatility. Bond investments may be worth more or less than the original cost when redeemed.

Portfolio Bond Report

All values based on a trade date of 04/01/2024

Page 12 of 18

Ratings CUSIP	Quantity	Issue Description/Notes	Coupon	Maturity	Price	YTW	YTM	Principal Accrued Interest
Baa2/BBB 963320AT3	50	WHIRLPOOL CORP Make Whole Calls ** Yields as of Trade Date: 10/30/2018 **	3.700	05/01/2025	97.950	4.062	4.062	\$48,975.00 \$0.00 \$48,975.00
Baa3/BBB- 69121KAC8	50	BLUE OWL CAPITAL CORPORATION YTW Date: 06/22/2025 @ 100 Next Call: 06/22/25 @ 100.000 30-Day Call Notice After 06/22/25 Make Whole Calls ** Yields as of Trade Date: 10/20/2020 **	3.750	07/22/2025	101.842	3.320	3.327	\$50,921.00 \$468.75 \$51,389.75
A1/BBB+ 94974BGP9	50	WELLS FARGO & CO ** Yields as of Trade Date: 07/19/2022 **	3.550	09/29/2025	99.802	3.615	3.615	\$49,901.00 \$552.22 \$50,453.22
Baa3/BBB- 74348TAU6	50	PROSPECT CAP CORP YTW Date: 12/22/2025 @ 100 Next Call: 12/22/25 @ 100.000 30-Day Call Notice After 12/22/25 Make Whole Calls ** Yields as of Trade Date: 12/27/2021 **	3.706	01/22/2026	103.503	2.771	2.788	\$51,751.50 \$808.12 \$52,559.62
Baa3/BBB- 448579AF9	50	HYATT HOTELS CORP YTW Date: 12/15/2025 @ 100 Next Call: 12/15/25 @ 100.000 25-Day Call Notice After 12/15/25 Make Whole Calls ** Yields as of Trade Date: 12/03/2018 **	4.850	03/15/2026	103.790	4.221	4.238	\$51,895.00 \$538.89 \$52,433.89

This report was prepared by Advisors Asset Management and is believed accurate but, not guaranteed as such. Prices, quantities, yields and availability are subject to change in term without notice. Prices do not include accrued interest. Cash flows on Asset Backed and Mortgage Backed Securities are believed to be accurate but are derived from outside sources. Proposed portfolio changes do not guarantee enhanced portfolio performance. We are not responsible for any inaccuracies. Ratings on bonds can and will change over time. We may not know or notify you on such changes. Cash flows may be intermittent on certain securities. If sold prior to maturity, principal and yield may vary. We do not pass on the suitability on any bond position. Prices, yields and availability are subject to market movement and/or prior sale. The firm may make a market or own certain securities herein in their own account. Investing in the bond market is subject to risks, including market, interest rate, issuer credit, inflation risk, and liquidity risk. The value of most bonds and bond strategies is impacted by changes in interest rates. Bonds and bond strategies with longer durations tend to be more sensitive and volatile than those with shorter durations; bond prices generally fall as interest rates rise, and the current low interest rate environment increases this risk. Current reductions in bond counterparty capacity may contribute to decreased market liquidity and increased price volatility. Bond investments may be worth more or less than the original cost when redeemed.

Portfolio Bond Report

All values based on a trade date of 04/01/2024

Page 13 of 18

Ratings CUSIP	Quantity	Issue Description/Notes	Coupon	Maturity	Price	YTW	YTM	Principal Accrued Interest
Ba3/BB- 651229AW6	50	NEWELL BRANDS INC YTW Date: 01/01/2026 @ 100 Next Call: 01/01/26 @ 100.000 30-Day Call Notice After 01/01/26 Multi-Coupon: 4.2 to 4/20, 4.7 to 4/22, 4.45 to 4/23, 4.7 to 10/23, 5.2 to 4/24, 5.7 thereafter Make Whole Calls ** Yields as of Trade Date: 05/13/2019 **	5.200	04/01/2026	99.150	5.007	5.027	\$49,575.00 \$256.67 \$49,831.67
Baa3/BBB- 891906AC3	30	GLOBAL PMTS INC Next Call: 01/01/26 @ 100.000 30-Day Call Notice After 01/01/26 Make Whole Calls ** Yields as of Trade Date: 05/24/2023 **	4.800	04/01/2026	99.611	4.946	4.946	\$29,883.30 \$220.00 \$30,103.30
A3/A- 91159HHM5	50	US BANCORP Next Call: 03/27/26 @ 100.000 10-Day Call Notice After 03/27/26 ** Yields as of Trade Date: 05/24/2023 **	3.100	04/27/2026	93.935	5.371	5.371	\$46,967.50 \$124.86 \$47,092.36
Baa3/BB+ 92553PBB7	50	VIACOM INC Next Call: 07/04/26 @ 100.000 15-Day Call Notice After 07/04/26 Make Whole Calls ** Yields as of Trade Date: 05/13/2019 **	3.450	10/04/2026	99.092	3.591	3.591	\$49,546.00 \$196.46 \$49,742.46
Baa2/BBB 47233JAG3	50	JEFFERIES FINANCIAL GROUP INC Make Whole Calls ** Yields as of Trade Date: 11/19/2019 **	4.850	01/15/2027	109.820	3.296	3.296	\$54,910.00 \$848.75 \$55,758.75

This report was prepared by Advisors Asset Management and is believed accurate but, not guaranteed as such. Prices, quantities, yields and availability are subject to change in term without notice. Prices do not include accrued interest. Cash flows on Asset Backed and Mortgage Backed Securities are believed to be accurate but are derived from outside sources. Proposed portfolio changes do not guarantee enhanced portfolio performance. We are not responsible for any inaccuracies. Ratings on bonds can and will change over time. We may not know or notify you on such changes. Cash flows may be intermittent on certain securities. If sold prior to maturity, principal and yield may vary. We do not pass on the suitability on any bond position. Prices, yields and availability are subject to market movement and/or prior sale. The firm may make a market or own certain securities herein in their own account. Investing in the bond market is subject to risks, including market, interest rate, issuer credit, inflation risk, and liquidity risk. The value of most bonds and bond strategies is impacted by changes in interest rates. Bonds and bond strategies with longer durations tend to be more sensitive and volatile than those with shorter durations; bond prices generally fall as interest rates rise, and the current low interest rate environment increases this risk. Current reductions in bond counterparty capacity may contribute to decreased market liquidity and increased price volatility. Bond investments may be worth more or less than the original cost when redeemed.

Portfolio Bond Report

All values based on a trade date of 04/01/2024

Page 14 of 18

Ratings CUSIP	Quantity	Issue Description/Notes	Coupon	Maturity	Price	YTW	YTM	Principal Accrued Interest
Baa3/-- 302635AH0	60	FS KKR CAP CORP YTW Date: 12/15/2026 @ 100 Next Call: 12/15/26 @ 100.000 30-Day Call Notice After 12/15/26 Make Whole Calls ** Yields as of Trade Date: 07/20/2021 **	2.625	01/15/2027	101.230	2.380	2.384	\$60,738.00 \$153.13 \$60,891.13
Baa2/BBB 87264ABD6	50	T MOBILE USA INC Next Call: 02/15/27 @ 100.000 15-Day Call Notice After 02/15/27 Make Whole Calls ** Yields as of Trade Date: 05/24/2023 **	3.750	04/15/2027	96.544	4.733	4.733	\$48,272.00 \$213.54 \$48,485.54
Baa3/BBB 012653AD3	50	ALBEMARLE CORP YTW Date: 05/01/2027 @ 100 Next Call: 05/01/27 @ 100.000 10-Day Call Notice After 05/01/27 Make Whole Calls ** Yields as of Trade Date: 07/19/2022 **	4.650	06/01/2027	100.240	4.592	4.592	\$50,120.00 \$439.17 \$50,559.17
Baa3/BBB- 875484AK3	50	TANGER PPTYS LTD PARTNERSHIP YTW Date: 04/15/2027 @ 100 Next Call: 04/15/27 @ 100.000 15-Day Call Notice After 04/15/27 Make Whole Calls ** Yields as of Trade Date: 12/27/2021 **	3.875	07/15/2027	109.195	2.035	2.109	\$54,597.50 \$882.64 \$55,480.14
--/BBB 00912XAY0	50	AIR LEASE CORP YTW Date: 09/01/2027 @ 100 Next Call: 09/01/27 @ 100.000 30-Day Call Notice After 09/01/27 Make Whole Calls ** Yields as of Trade Date: 12/27/2021 **	3.625	12/01/2027	107.620	2.189	2.244	\$53,810.00 \$140.97 \$53,950.97

This report was prepared by Advisors Asset Management and is believed accurate but, not guaranteed as such. Prices, quantities, yields and availability are subject to change in term without notice. Prices do not include accrued interest. Cash flows on Asset Backed and Mortgage Backed Securities are believed to be accurate but are derived from outside sources. Proposed portfolio changes do not guarantee enhanced portfolio performance. We are not responsible for any inaccuracies. Ratings on bonds can and will change over time. We may not know or notify you on such changes. Cash flows may be intermittent on certain securities. If sold prior to maturity, principal and yield may vary. We do not pass on the suitability on any bond position. Prices, yields and availability are subject to market movement and/or prior sale. The firm may make a market or own certain securities herein in their own account. Investing in the bond market is subject to risks, including market, interest rate, issuer credit, inflation risk, and liquidity risk. The value of most bonds and bond strategies is impacted by changes in interest rates. Bonds and bond strategies with longer durations tend to be more sensitive and volatile than those with shorter durations; bond prices generally fall as interest rates rise, and the current low interest rate environment increases this risk. Current reductions in bond counterparty capacity may contribute to decreased market liquidity and increased price volatility. Bond investments may be worth more or less than the original cost when redeemed.

Portfolio Bond Report

All values based on a trade date of 04/01/2024

Page 15 of 18

Ratings CUSIP	Quantity	Issue Description/Notes	Coupon	Maturity	Price	YTW	YTM	Principal Accrued Interest
Baa2/BBB 11134LAR0	50	BROADCOM CORP/BROADCOM CAYMAN YTW Date: 10/15/2027 @ 100 Next Call: 10/15/27 @ 100.000 30-Day Call Notice After 10/15/27 Make Whole Calls ** Yields as of Trade Date: 11/19/2019 **	3.500	01/15/2028	100.547	3.420	3.422	\$50,273.50 \$612.50 \$50,886.00
Baa2/BBB- 097023BX2	75	BOEING CO YTW Date: 12/01/2027 @ 100 Next Call: 12/01/27 @ 100.000 10-Day Call Notice After 12/01/27 Make Whole Calls ** Yields as of Trade Date: 07/02/2020 **	3.250	03/01/2028	102.237	2.912	2.921	\$76,677.75 \$853.13 \$77,530.88
Baa2/BBB 571903AY9	50	MARRIOTT INTL INC NEW YTW Date: 01/15/2028 @ 100 Next Call: 01/15/28 @ 100.000 15-Day Call Notice After 01/15/28 Make Whole Calls ** Yields as of Trade Date: 12/27/2021 **	4.000	04/15/2028	110.435	2.150	2.214	\$55,217.50 \$411.11 \$55,628.61
Baa2/BBB+ 64110LAS5	50	NETFLIX INC. Make Whole Calls ** Yields as of Trade Date: 05/24/2023 **	4.875	04/15/2028	100.640	4.726	4.726	\$50,320.00 \$277.61 \$50,597.61
Baa2/BBB- 23355LAM8	50	DXC TECHNOLOGY CO YTW Date: 07/15/2028 @ 100 Next Call: 07/15/28 @ 100.000 30-Day Call Notice After 07/15/28 Make Whole Calls ** Yields as of Trade Date: 12/27/2021 **	2.375	09/15/2028	100.512	2.290	2.292	\$50,256.00 \$362.85 \$50,618.85

This report was prepared by Advisors Asset Management and is believed accurate but, not guaranteed as such. Prices, quantities, yields and availability are subject to change in term without notice. Prices do not include accrued interest. Cash flows on Asset Backed and Mortgage Backed Securities are believed to be accurate but are derived from outside sources. Proposed portfolio changes do not guarantee enhanced portfolio performance. We are not responsible for any inaccuracies. Ratings on bonds can and will change over time. We may not know or notify you on such changes. Cash flows may be intermittent on certain securities. If sold prior to maturity, principal and yield may vary. We do not pass on the suitability on any bond position. Prices, yields and availability are subject to market movement and/or prior sale. The firm may make a market or own certain securities herein in their own account. Investing in the bond market is subject to risks, including market, interest rate, issuer credit, inflation risk, and liquidity risk. The value of most bonds and bond strategies is impacted by changes in interest rates. Bonds and bond strategies with longer durations tend to be more sensitive and volatile than those with shorter durations; bond prices generally fall as interest rates rise, and the current low interest rate environment increases this risk. Current reductions in bond counterparty capacity may contribute to decreased market liquidity and increased price volatility. Bond investments may be worth more or less than the original cost when redeemed.

Portfolio Bond Report

All values based on a trade date of 04/01/2024

Page 16 of 18

Ratings CUSIP	Quantity	Issue Description/Notes	Coupon	Maturity	Price	YTW	YTM	Principal Accrued Interest
Baa2/BBB 620076BN8	50	MOTOROLA SOLUTIONS INC YTW Date: 02/23/2029 @ 100 Next Call: 02/23/29 @ 100.000 15-Day Call Notice After 02/23/29 Make Whole Calls ** Yields as of Trade Date: 11/19/2019 **	4.600	05/23/2029	111.498	3.158	3.188	\$55,749.00 \$1,137.22 \$56,886.22
NA/BBB+ 29359UAB5	50	Enstar Group Ltd YTW Date: 03/01/2029 @ 100 Next Call: 03/01/29 @ 100.000 30-Day Call Notice After 03/01/29 Make Whole Calls ** Yields as of Trade Date: 12/27/2021 **	4.950	06/01/2029	114.167	2.759	2.821	\$57,083.50 \$192.50 \$57,276.00
Baa3/BB+ 517834AF4	60	LAS VEGAS SANDS CORP YTW Date: 05/08/2029 @ 100 Next Call: 05/08/29 @ 100.000 15-Day Call Notice After 05/08/29 Make Whole Calls ** Yields as of Trade Date: 07/20/2021 **	3.900	08/08/2029	109.294	2.576	2.611	\$65,576.40 \$1,066.00 \$66,642.40
Baa3/BBB- 26884UAF6	50	EPR PPTYS YTW Date: 05/15/2029 @ 100 Next Call: 05/15/29 @ 100.000 30-Day Call Notice After 05/15/29 Make Whole Calls ** Yields as of Trade Date: 12/27/2021 **	3.750	08/15/2029	103.124	3.270	3.283	\$51,562.00 \$697.92 \$52,259.92
Baa1/BBB 844741BF4	75	SOUTHWEST AIRLS CO Next Call: 11/10/29 @ 100.000 10-Day Call Notice After 11/10/29 Make Whole Calls ** Yields as of Trade Date: 07/02/2020 **	2.625	02/10/2030	93.142	3.472	3.472	\$69,856.50 \$803.91 \$70,660.41

This report was prepared by Advisors Asset Management and is believed accurate but, not guaranteed as such. Prices, quantities, yields and availability are subject to change in term without notice. Prices do not include accrued interest. Cash flows on Asset Backed and Mortgage Backed Securities are believed to be accurate but are derived from outside sources. Proposed portfolio changes do not guarantee enhanced portfolio performance. We are not responsible for any inaccuracies. Ratings on bonds can and will change over time. We may not know or notify you on such changes. Cash flows may be intermittent on certain securities. If sold prior to maturity, principal and yield may vary. We do not pass on the suitability on any bond position. Prices, yields and availability are subject to market movement and/or prior sale. The firm may make a market or own certain securities herein in their own account. Investing in the bond market is subject to risks, including market, interest rate, issuer credit, inflation risk, and liquidity risk. The value of most bonds and bond strategies is impacted by changes in interest rates. Bonds and bond strategies with longer durations tend to be more sensitive and volatile than those with shorter durations; bond prices generally fall as interest rates rise, and the current low interest rate environment increases this risk. Current reductions in bond counterparty capacity may contribute to decreased market liquidity and increased price volatility. Bond investments may be worth more or less than the original cost when redeemed.

Portfolio Bond Report

All values based on a trade date of 04/01/2024

Page 17 of 18

Ratings CUSIP	Quantity	Issue Description/Notes	Coupon	Maturity	Price	YTW	YTM	Principal Accrued Interest
Baa3/BBB- 595112BQ5	50	MICRON TECHNOLOGY INC Next Call: 11/15/29 @ 100.000 30-Day Call Notice After 11/15/29 Make Whole Calls ** Yields as of Trade Date: 05/24/2023 **	4.663	02/15/2030	95.520	5.467	5.467	\$47,760.00 \$654.12 \$48,414.12
Baa1/A- 04686JAB7	50	Athene Holding Ltd YTW Date: 01/03/2030 @ 100 Next Call: 01/03/30 @ 100.000 15-Day Call Notice After 01/03/30 Make Whole Calls ** Yields as of Trade Date: 01/20/2021 **	6.150	04/03/2030	126.070	2.831	2.900	\$63,035.00 \$931.04 \$63,966.04
Baa1/BBB+ 548661DU8	50	LOWES COS INC Next Call: 01/15/30 @ 100.000 10-Day Call Notice After 01/15/30 Make Whole Calls ** Yields as of Trade Date: 05/24/2023 **	4.500	04/15/2030	99.167	4.642	4.642	\$49,583.50 \$256.25 \$49,839.75
A1/A- 48128GT83	50	JPMORGAN CHASE & CO YTW Date: 06/23/2022 @ 100 Next Call: 06/23/24 @ 100.000 ** Yields as of Trade Date: 07/02/2020 **	2.150	06/23/2030	101.600	1.321	1.972	\$50,800.00 \$41.81 \$50,841.81
WR/BBB- 436106AC2	40	HF SINCLAIR CORP Next Call: 07/01/30 @ 100.000 10-Day Call Notice After 07/01/30 Make Whole Calls ** Yields as of Trade Date: 10/20/2020 **	4.500	10/01/2030	98.380	4.705	4.705	\$39,352.00 \$120.00 \$39,472.00
Baa2/BBB 68389XCE3	50	ORACLE CORP YTW Date: 12/25/2030 @ 100 Next Call: 12/25/30 @ 100.000 10-Day Call Notice After 12/25/30 Make Whole Calls ** Yields as of Trade Date: 12/27/2021 **	2.875	03/25/2031	102.829	2.521	2.529	\$51,414.50 \$375.35 \$51,789.85

This report was prepared by Advisors Asset Management and is believed accurate but, not guaranteed as such. Prices, quantities, yields and availability are subject to change in term without notice. Prices do not include accrued interest. Cash flows on Asset Backed and Mortgage Backed Securities are believed to be accurate but are derived from outside sources. Proposed portfolio changes do not guarantee enhanced portfolio performance. We are not responsible for any inaccuracies. Ratings on bonds can and will change over time. We may not know or notify you on such changes. Cash flows may be intermittent on certain securities. If sold prior to maturity, principal and yield may vary. We do not pass on the suitability on any bond position. Prices, yields and availability are subject to market movement and/or prior sale. The firm may make a market or own certain securities herein in their own account. Investing in the bond market is subject to risks, including market, interest rate, issuer credit, inflation risk, and liquidity risk. The value of most bonds and bond strategies is impacted by changes in interest rates. Bonds and bond strategies with longer durations tend to be more sensitive and volatile than those with shorter durations; bond prices generally fall as interest rates rise, and the current low interest rate environment increases this risk. Current reductions in bond counterparty capacity may contribute to decreased market liquidity and increased price volatility. Bond investments may be worth more or less than the original cost when redeemed.

Portfolio Bond Report

All values based on a trade date of 04/01/2024

Page 18 of 18

Ratings CUSIP	Quantity	Issue Description/Notes	Coupon	Maturity	Price	YTW	YTM	Principal Accrued Interest
Ba1/BBB- 929043AL1	50	VORNADO RLTY L P YTW Date: 03/01/2031 @ 100 Next Call: 03/01/31 @ 100.000 10-Day Call Notice After 03/01/31 Make Whole Calls ** Yields as of Trade Date: 12/27/2021 **	3.400	06/01/2031	105.769	2.686	2.702	\$52,884.50 \$132.22 \$53,016.72
Ba1/BBB- 83088MAL6	50	SKYWORKS SOLUTIONS INC YTW Date: 03/01/2031 @ 100 Next Call: 03/01/31 @ 100.000 15-Day Call Notice After 03/01/31 Make Whole Calls ** Yields as of Trade Date: 12/27/2021 **	3.000	06/01/2031	103.715	2.543	2.554	\$51,857.50 \$116.67 \$51,974.17
Total/ Weighted Avg	2,338	45	3.929	3.18 yr		3.474	3.502	\$2,398,239.35 \$19,607.56 \$2,417,846.91

This report was prepared by Advisors Asset Management and is believed accurate but, not guaranteed as such. Prices, quantities, yields and availability are subject to change in term without notice. Prices do not include accrued interest. Cash flows on Asset Backed and Mortgage Backed Securities are believed to be accurate but are derived from outside sources. Proposed portfolio changes do not guarantee enhanced portfolio performance. We are not responsible for any inaccuracies. Ratings on bonds can and will change over time. We may not know or notify you on such changes. Cash flows may be intermittent on certain securities. If sold prior to maturity, principal and yield may vary. We do not pass on the suitability on any bond position. Prices, yields and availability are subject to market movement and/or prior sale. The firm may make a market or own certain securities herein in their own account. Investing in the bond market is subject to risks, including market, interest rate, issuer credit, inflation risk, and liquidity risk. The value of most bonds and bond strategies is impacted by changes in interest rates. Bonds and bond strategies with longer durations tend to be more sensitive and volatile than those with shorter durations; bond prices generally fall as interest rates rise, and the current low interest rate environment increases this risk. Current reductions in bond counterparty capacity may contribute to decreased market liquidity and increased price volatility. Bond investments may be worth more or less than the original cost when redeemed.

Item 9a

Future Bond Renewals

1 Pasco Drive
East Windsor, CT 06088
Phone: 860.623.0104
www.cassidyfinancialservices.com



1 Mountain Road, Suite 201
PO Box 790
Suffield, CT 06078

Florida Keys Mosquito Control
Quarterly Board Meeting
4/9/2024

Action Item for consideration:

Setting parameters for new purchases as Bonds and CDs mature. Currently, we are waiting for the Board Meeting to make new purchases after our investments mature. We would like permission to purchase like-investments given the following guidelines:

1. Principal preservation is the primary goal.
2. The purchase can be no more than 5% of the total portfolio value.
3. If the purchase is a Bond, the credit quality must be as high as the bond we are replacing (If not better).
4. The maturity of a new Bond or CD should complement the overall structure of the portfolio.
5. Ongoing review of any purchases made should be presented at the next quarterly meeting.